
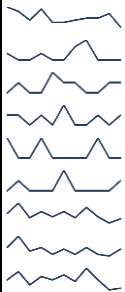


OCT NOV DEC JAN FEB MAR APR MAY JUN JUL AUG SEP YTD TREND

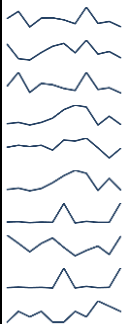
Patron Counts by Type by Status													
Individuals	513	495	490	519	489	476	474	458	456	463	458	455	
Active	463	439	434	464	438	428	428	406	403	407	402	399	
BARD only	48	51	52	50	47	43	42	45	47	50	50	49	
On Hold	2	5	4	5	4	5	4	7	6	6	6	7	
Organizations/Institutions	46	46	46	46	45	44	47	49	49	49	48	49	
Active	43	44	44	44	43	42	45	47	47	47	46	47	
BARD only	3	2	2	2	2	2	2	2	2	2	2	2	
On Hold	-	-	-	-	-	-	-	-	-	-	-	-	
Total	559	541	536	565	534	520	521	507	505	512	506	504	







Patron Activity over the last Month													
New Individuals Added	12	10	6	11	5	5	6	7	7	9	3	7	88
New Institutions Added	1	-	-	1	-	-	2	3	-	-	-	1	8
Reinstated (Reactivated)	-	1	-	-	2	1	1	-	-	1	1	1	8
Transfer	1	1	-	1	-	2	-	-	1	-	1	-	7
In	1	-	-	1	-	-	-	-	1	-	-	-	3
Out	-	1	-	-	-	2	-	-	-	-	1	-	4
Suspended	15	27	10	17	11	17	10	22	11	4	9	11	164
Deceased	6	13	4	6	2	5	2	6	2	1	5	1	53
Cancelled Services	9	14	6	11	9	12	8	16	9	3	4	10	111



Patron Contacts													
Phone Calls	158	221	82	160	163	146	110	261	114	132	84	139	1,770
In	75	43	40	57	71	77	56	85	53	59	45	46	707
Out	83	178	42	103	92	69	54	176	61	73	39	93	1,063
Emails	263	300	231	299	407	632	756	699	229	463	241	204	4,724
In	125	137	128	137	109	166	160	178	122	64	118	99	1,543
Out	138	163	103	162	298	466	596	521	107	399	123	105	3,181
Postal Mail	37	42	22	34	27	507	13	53	28	30	520	61	1,374
In	21	15	9	15	19	12	6	10	13	7	20	6	153
Out	16	27	13	19	8	495	7	43	15	23	500	55	1,221
Walk-Ins	1	3	2	3	1	1	3	2	5	4	3	2	30
Total	459	566	337	496	598	1,286	882	1,015	376	629	848	406	7,898



OCT NOV DEC JAN FEB MAR APR MAY JUN JUL AUG SEP YTD TREND

Web Site Traffic														
Visits	163	NA	121	118	131	94	82	68	68	88	78	95	1,106	
Unique visits	137	NA	111	110	121	90	68	63	64	82	75	86	1,007	
Page views	248	NA	173	220	193	162	110	85	99	144	170	137	1,741	
Unique page views	181	NA	139	145	145	106	93	70	78	98	105	110	1,270	

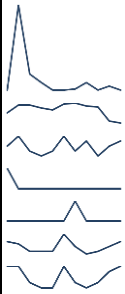
Local Inventory														
DB cartridges loaded with digital books	8	10	3	3	3	4	3	2	5	5	7	5		
Total	8	10	3	3	3	4	3	2	5	5	7	5	-	

Outreach														
October 6 Virtual Event with Lieburn	9												9	
Inactive Patron Project Calls	7	117											124	
Veterans Affairs Outreach		1											1	
Many Faces of BARD email		245											245	
Braille NHL Schedule Email		245											245	
Braille Literacy Month Email to Libraries				65									65	
Winter 2023 Newsletter Email					191								191	
Winter 2023 Newsletter Postal Mail						495							495	
Winter 2023 Audio Newsletter by Email						154							154	
NFB Newslines Outreach Email						237							237	
Braille Baseball Schedules Email							237						237	
CIC Statewide Forum Email							237						237	
Harbors Retirement Community								6					6	
Summer Reading Program Invite Email								241					241	
Summer Reading Program Invite Email								89					89	
Summer Newsletter Email									355				355	
Summer Newsletter Postal Mail										420			420	
Outreach Poster Email Libraries										50			50	
Talking Point Email to Library Directors										50			50	
Outreach Poster Packet Mailing											45		45	
													-	
													-	
Total	16	608	-	65	191	886	474	336	-	355	520	45	3,496	

OCT NOV DEC JAN FEB MAR APR MAY JUN JUL AUG SEP YTD TREND

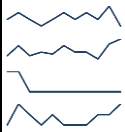
BARD Circulation

Count of MI1D recorded/produced DBC digital books downloaded from BARD mobile.	5	95	22	13	5	5	6	13	5	9	5	4	187
# of Active BARD Accounts	85	93	93	90	88	94	95	92	91	77	75	74	
# of Individuals Approved for BARD DL	2	4	1	-	1	4	1	3	-	2	3	1	22
# of Inst approved for BARD DL	2	-	-	-	-	-	-	-	-	-	-	-	2
# of "Demo Only" approved for BARD DL	-	-	-	-	-	-	2	-	-	-	-	-	2
# of New Mobile Devices	7	6	3	3	3	10	5	2	3	5	7	4	58
# of new Mobile Device Users	6	6	3	2	2	6	3	2	3	5	6	3	47



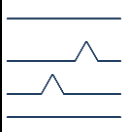
Patrons who:

DL at least 1 (non music) item in Braille	1	2	1	0	1	2	1	2	1	3	-	1	15
DL at least 1 (non music) item in Audio	39	45	39	41	40	45	41	41	37	46	49	46	509
DL at least 1 music item in Braille	1	1	-	-	-	-	-	-	-	-	-	-	2
DL at least 1 music item in Audio	-	2	1	-	1	-	-	-	1	1	2	2	10



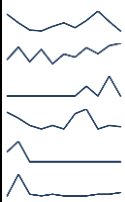
Institutions who:

DL at least 1 (non music) item in Braille	-	-	-	-	-	-	-	-	-	-	-	-	-
DL at least 1 (non music) item in Audio	2	2	2	2	2	2	2	3	2	2	2	2	25
DL at least 1 music item in Braille	-	-	-	-	1	-	-	-	-	-	-	-	1
DL at least 1 music item in Audio	-	-	-	-	-	-	-	-	-	-	-	-	-



Patron activity:

book (non music) DL in Braille	14	7	1	-	4	7	3	9	17	8	-	7	77
book (non music) DL in Audio	567	668	549	650	532	611	586	663	613	680	700	684	7,503
magazine DL in Braille	-	-	-	-	-	-	-	4	-	8	-	1	13
magazine DL in Audio	19	14	8	5	8	5	18	22	5	8	7	9	128
music DL in Braille	1	2	-	-	-	-	-	-	-	-	-	-	3
music DL in Audio	-	13	1	-	1	-	-	-	1	1	2	2	21











	OCT	NOV	DEC	JAN	FEB	MAR	APR	MAY	JUN	JUL	AUG	SEP	YTD	TREND
BARD Circulation (continued)														
Institution activity:														
book (non music) DL in Braille	-	-	-	-	-	-	-	-	-	-	-	-	-	-
book (non music) DL in Audio	10	9	10	7	5	6	12	9	6	4	3	5	86	
magazine DL in Braille	-	-	-	-	-	-	-	-	-	-	-	-	-	-
magazine DL in Audio	-	-	-	-	-	-	-	-	-	-	-	-	-	-
music DL in Braille	-	-	-	-	2	-	-	-	-	-	-	-	2	
music DL in Audio	-	-	-	1	-	-	-	-	-	-	-	-	1	
Staff activity:														
book (non music) DL in Braille	-	-	-	-	-	-	-	-	4	5	-	-	9	
book (non music) DL in Audio	31	8	-	-	5	7	8	26	4	6	16	21	132	
magazine DL in Braille	-	-	-	-	-	-	-	-	-	-	-	-	-	-
magazine DL in Audio	-	-	-	-	-	11	2	-	8	-	1	-	22	
music DL in Braille	-	-	-	-	-	-	-	-	-	-	-	-	-	-
music DL in Audio	-	-	-	-	-	-	-	-	-	-	-	-	-	-
Total	642	721	569	663	557	647	629	733	658	720	729	729	7,997	

Non-BARD Circulation to our patrons by the regional library in Lansing (MI1A)														
DB - Digital books	4,262	3,986	3,678	4,241	4,074	4,572	3,452	4,266	4,228	3,612	3,509	3,667	47,547	
DBC - Local Recorded Books - All USA	68	15	193	199	104	304	254	306	217	280	151	154	2,245	
DBE - Marrakesh Treaty Books	-	-	-	-	-	-	-	-	1	-	-	1	-	
DBF - Marrakesh Treaty Books	-	-	-	-	1	1	-	-	-	-	-	-	-	
DBG - Marrakesh Treaty Books	-	3	-	-	1	6	10	17	3	2	5	2	49	
Total	4,330	4,004	3,871	4,440	4,180	4,883	3,716	4,589	4,449	3,894	3,665	3,824	49,845	
Physical Collections														
BR - Braille books by mail	-	8	1	3	3	7	7	10	8	-	10	4	61	
EBR - Electronic Braille NEW	-	-	-	-	-	-	-	-	19	10	-	-	-	
DV - Described videos by mail	-	1	-	-	2	-	2	2	2	0	-	2	11	
BDB - Board Books in Braille	-	-	-	-	-	-	-	-	3	1	-	-	4	
Total	4,330	4,013	3,872	4,443	4,185	4,890	3,725	4,601	4,462	3,895	3,675	3,830	49,921	

Total Circulation (BARD + Non-BARD)														
Total	4972	4734	4441	5106	4742	5537	4354	5334	5120	4615	4404	4559	57,918	

Duplication on Demand (DOD) - Gutenberg Cartridges circulated by the regional library in Lansing (MI1A)														
Total	428	396	363	442	411	491	387	486	465	403	385	397	5,054	

OCT NOV DEC JAN FEB MAR APR MAY JUN JUL AUG SEP YTD TREND

Count of locally produced books downloaded from BARD														
The Last Northwoods Reader	-	1	1	-	-	-	1	1	1	2	-	-	7	
Laughing Whitefish	-	3	1	1	-	-	1	2	-	-	1	1	10	
Northwods Reader Vol. 1 Wit & Wisdom	3	2	4	-	1	2	-	1	1	4	-	-	18	
Copper Empire	2	2	1	-	-	-	-	-	1	1	1	1	9	
Dandelion Cottage	-	86	14	3	2	-	1	2	1	1	2	-	112	
The Cinder Pond	-	1	1	1	-	-	-	-	-	-	-	1	4	
Way Back When	-	-	-	8	2	-	1	1	-	1	-	-	13	
Danny and the Boys	-	-	-	-	-	3	2	6	1	-	1	1	14	
Total	5	95	22	13	5	5	6	13	5	9	5	4	187	